

Wetlands!



Find the answers to the questions in the SPI Birding & Nature Center Wetlands Video

1) What two type of wetlands are along the boardwalk of the South Padre Island Birding Nature Center & Alligator Sanctuary?

- A) Saltmarsh B) Swamp C) Bog D) Freshwater marsh E) Both A & D

2) Circle two salt tolerant plants mentioned in the video that dominate the saltmarsh wetlands.

- A) Cattails B) Black Mangrove C) Saltwort D) Marsh Fleabane E) Three-square Bulrush

3) Which species are saltwater and saltmarsh habitat specific birds shown in the video?

Circle all that apply.



A) Reddish Egret



B) Green Heron



C) Roseate Spoonbill



D) Clapper Rail



E) Black-necked Stilt

4) What mammal species leaves tracks in the mud after a night of foraging in the saltmarsh?

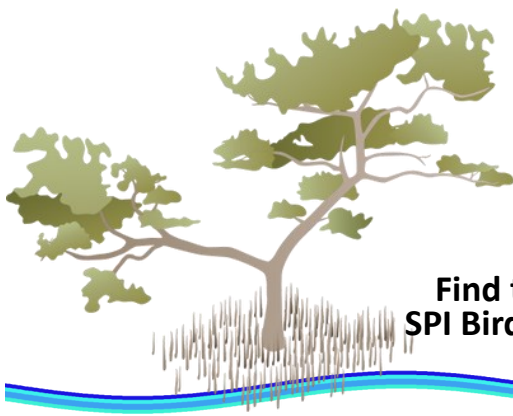


5) The Laguna Madre, or “Mother Lagoon”, is one of the only hypersaline lagoons in the world! What does hypersaline mean?


6) Which answers fill in the blanks in the following sentence?

“The Laguna’s _____ plus _____, and _____ cause a high rate of evaporation that concentrates the salt in the water, often making the salinity of the bay higher than the Gulf of Mexico.”

- A) Very hot climate B) Lots of rain C) Little rain D) Shallow depth E) Cold climate



Wetlands!



Find the answers to the questions in the SPI Birding & Nature Center Wetlands Video

7) Which three species live or feed on seagrasses growing at the bed of the Laguna Madre?



A) Shrimp



B) Green Sea Turtle



C) Monarch



D) Roseate Spoonbill




E) Redhead


8) 80% of the world's _____ migrates south to spend the winter in the Lower Laguna Madre?

- A) Great Blue Heron B) Redhead C) Monarch D) Green Sea Turtle E) Mullet Fish


9) During what two moon phases does the tide reach its lowest and highest extremes?



A) New Moon



B) First Quarter



B) Full Moon



B) Last Quarter

10) The South Padre Island Birding & Nature Center has the only real freshwater wetland on an Island surrounded by saltwater. Where does the freshwater come from?

- A) The Gulf of Mexico B) Rain C. Treated water from the Water Treatment Plant

11) You can tell when you have left the saltmarsh and entered the freshwater marsh along the boardwalk when you start to see the _____ growing along the edges of the ponds.

- A) Black Mangrove B) Anacua trees C) Cattails D) Morning Glories E) Saltwort

12) Which three resident species prefer the freshwater marsh than the saltwater marsh?



A) Common Gallinule



B) Willet



C) Black-bellied Whistling Duck



D) Roseate Spoonbill



E) American Alligator